

SlingStudio™

BATTERY



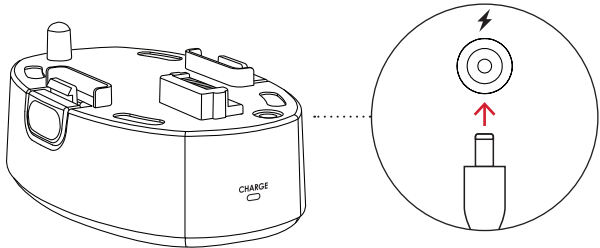
Quick Start Guide

MySlingStudio.com

1

Attach the Power Supply

Connect the power supply from the SlingStudio™ Hub to the battery and an electrical outlet to begin charging the battery.



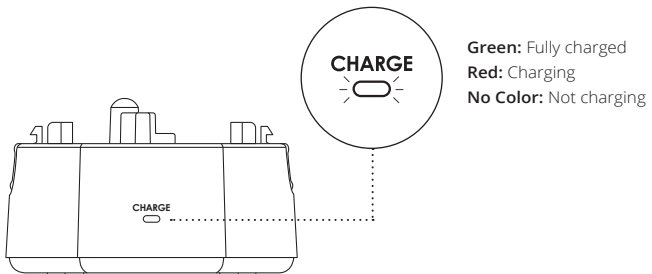
Please note: Power supply not included.

Please use the power supply from the SlingStudio Hub to charge the battery. When the battery is connected to the hub, plugging in the power supply to the hub powers the hub while charging the battery at the same time.

2

Charge the Battery

Before use, charge the battery until the power LED turns green. This can take up to 3 hours.

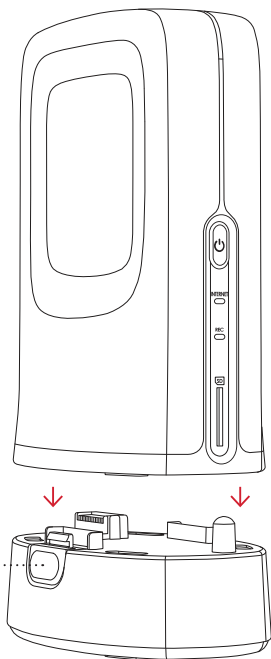


3

Connect the Battery

Gently push the hub down onto the battery. You'll hear a click when it's properly connected.

Note: You can disconnect the battery by pressing the large buttons on the sides.



For more details, go to:
[MySlingStudio.com/Battery](https://www.myslingstudio.com/Battery)

IMPORTANT SAFETY INSTRUCTIONS

CAUTION: Risk of fire and burns. Do not open, crush, heat above 60°C (140°F), or incinerate. Follow all instructions.

Read and understand all operating instructions prior to use. Keep this document for future reference.

This battery must only be used with and charged from SlingStudio and the SlingStudio power supply (sold separately). Other power supplies or chargers may cause damage and result in a fire.

The SlingStudio power supply must only be used indoors.

Do not immerse the battery in water or expose it to rain, moisture, dripping, or splashing.

Do not leave the battery where it could reach very high temperatures; for example, inside a vehicle in direct sunlight.

Avoid dropping the battery or subjecting it to excessive force, pressure, or impacts.

Do not carry or store the battery together with metal objects such as keys, paper clips, or nails that could short-circuit the terminals. Package and secure the battery well during transport to avoid excessive shock, vibration, and damage.

Damaged batteries may leak liquid. Contact with skin and eyes must be avoided. If contact occurs, flush with water and seek immediate medical advice.

Keep the battery, plastic packaging, and small parts away from babies and children.

Do not use or charge the battery if it appears damaged or abnormal.

Dispose of or recycle the battery properly according to local codes. Do not shred.

Handle the battery carefully to avoid static electricity discharge into the terminals. Static may damage sensitive protection components and cause failures.

Do not charge the battery when ambient temperatures are below 0°C (32°F) or above 35°C (95°F).

If the battery emits an odor, generates heat, becomes discolored or deformed, or in any way appears abnormal during use, recharging, or storage, immediately remove it from the charger and stop using it.

If the battery terminals are dirty, clean with a dry cloth before use.

The battery should be stored at room temperature and should be charged once every 3 months while storing.



Read the instructions



Direct current (DC)



Connector polarity indication



Complies with battery charger efficiency regulations

SlingStudio™

© 2018 SlingStudio™ is a trademark of Sling Media L.L.C. Other products and companies mentioned are the trademarks of their respective owners and not of Sling Media, L.L.C.

Warranty, safety, regulatory and legal information can be found at [MySlingStudio.com/legal](https://www.MySlingStudio.com/legal).